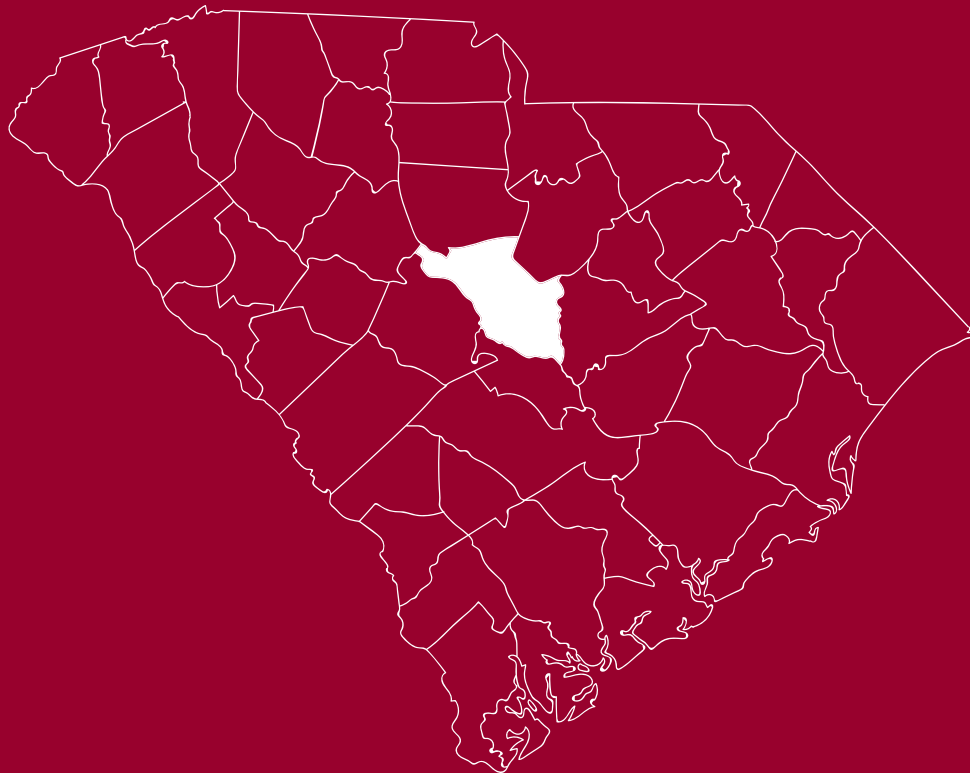



*USC SYSTEM IMPACT ON*  
***RICHLAND COUNTY***

**2017**



UNIVERSITY OF  
**SOUTH CAROLINA**



## ***RICHLAND COUNTY AT A GLANCE***

***4,407***

Number of students from Richland County attending the university (*undergraduate and graduate students, system, fall 2016*)

***5,914***

Degrees awarded to students from the county in the last five years (*system*)

***7,651***

Headcount of employees residing in the county (*system, 2015*)

***34,372***

Number of University of South Carolina alumni residing in the county (*system, fall 2016*)

***6,481***

Number of donors to the university from the county (*alumni, other individuals and corporate; system, fy 2016*)

***\$20,864,548***

Total private support to the university from the county (*alumni, other individuals and corporate; system, fy 2016*)

# CAROLINA CHANGES EVERYTHING

The University of South Carolina system is uniquely positioned to meet the state's education, health, research and cultural needs. With its eight campuses across 19 locations, Carolina makes our local communities a priority. The university is committed to a superior student experience and academic excellence across more than 450 degree programs.

Through scholarship programs like the Gamecock Guarantee, flexible scheduling options with On Your Time and online degrees offered by Palmetto College, the university is making higher education more accessible and affordable for South Carolinians. We are inspiring a new generation of innovative thinkers and problem solvers as we create healthier, more prosperous and more vibrant communities.

**We make Richland County and all of South Carolina ...**

**... more prosperous.**

The University of South Carolina system plays a critical role in training highly skilled professionals, spurring investment and generating career opportunities throughout South Carolina. The USC system awards about 10,000 undergraduate, graduate and professional degrees each year. **And census data for Richland County (below and at right) shows that degree holders enjoy higher earnings and much higher rates of employment.**

**... healthier.**

Health care needs are profound in South Carolina, and qualified health professionals are in great demand. **USC has the state's most comprehensive suite of health disciplines, including medicine, public health, pharmacy, nursing and social work.** And we're expanding access to these programs like never before, while improving quality. For example, students can complete a nursing degree on every USC campus. Carolina's online nursing graduate program is ranked one of the nation's best.

**... more vibrant.**

From Native American pottery exhibitions in Lancaster and contemporary visual art shows in Beaufort to world-class piano performances in Columbia and lots of team spirit on every campus, **the university system offers thousands of enriching, exciting and fun activities for South Carolinians every year.** Such a treasure trove of exhibits, performances and athletic events unite families and communities and enhance our quality of life.

**UNEMPLOYMENT RATES BY EDUCATIONAL ATTAINMENT**

Less than high school graduate	19.9%
<b>High school graduate</b>	<b>13.0%</b>
Some college/assoc. degree	9.6%
<b>Bachelor's degree or higher</b>	<b>3.5%</b>


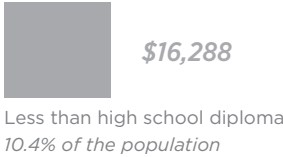
*Population 25 to 64 years*

**POVERTY RATES BY EDUCATIONAL ATTAINMENT**

Less than high school graduate	31.8%
<b>High school graduate</b>	<b>17.5%</b>
Some college/assoc. degree	11.3%
<b>Bachelor's degree or higher</b>	<b>4.6%</b>

*Population 25 years and over*

**Richland County residents with a bachelor's degree on average earn 68% more than those with only a high school degree.**



**243,442** total population, age 25 and older, residing in the county

**\$34,046** county median earnings across all education levels

*Population 25 years and over*

*The U.S. Census Bureau 2014 American Community Survey is the source for all tables on this page.*

## USC SYSTEM REVENUE SOURCES

FY 2008



- 21.8% State Appropriations
- 35.3% Tuition & Fees
- 42.9% Other Sources

FY 2017



- 10.5% State Appropriations
- 41.5% Other Sources
- 48.0% Tuition & Fees

## MAKING SOUTH CAROLINA STRONGER

The University of South Carolina system and our growing community of alumni have a tremendous impact on South Carolina. For every dollar invested in higher education, \$25 is returned to the state's economy. And Carolina is recognized globally as a top research institution known for helping to create an environment that is appealing to businesses from around the world. But our impact extends beyond economic indicators: we are committed to improving the lives of all South Carolinians.

Our efforts to provide outstanding higher education opportunities to our state's citizens have not gone unnoticed. We offer several of the nation's top programs, including the No. 1 International M.B.A. program, the nation's best honors program and the top doctoral program in exercise science. Overall, 47 of our academic programs of study are nationally ranked by U.S. News, and all three of our comprehensive universities — USC Aiken, USC Beaufort and USC Upstate — are ranked among the top public regional colleges in the South.

**Carolina changes everything, making our state more prosperous, healthier and more vibrant.**

## USC STUDENT HEADCOUNT (FALL 2016)

**50,099**

USC SYSTEM

**34,099**

USC COLUMBIA

**5,821**

USC UPSTATE

**3,548**

USC AIKEN

**2,005**

USC BEAUFORT

**1,845**

USC LANCASTER

**1,137**

USC SALKEHATCHIE

**839**

USC UNION

**805**

USC SUMTER



### Shirley Mills

Director of Governmental and  
Community Relations  
and Legislative Liaison  
(803) 777-0980  
smills@mailbox.sc.edu